




PHINEAS AND FERB CARDS



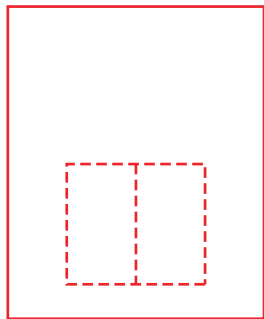
MATERIALS

- Color printer
- Heavyweight paper (we suggest 65-pound cardstock)
- Glue
- Scissors

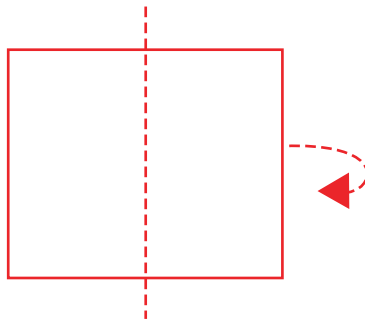
Note: Cutting intended for grown-ups only.

INSTRUCTIONS

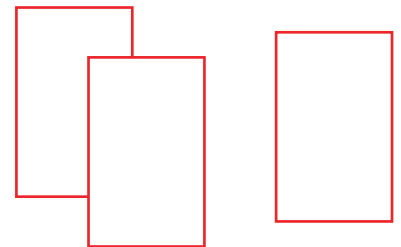
- 1** Print the cards on heavyweight paper. Set aside to dry.



- 2** Cut out the cards just inside the dotted lines. Fold the cards in half as indicated, lining up the edges.



- 3** Glue the cards on the inside and you have your very own PHINEAS AND FERB cards!



WATCH PHINEAS AND FERB ON DISNEY XD!

DISNEYXD.COM/PHINEASANDFERB